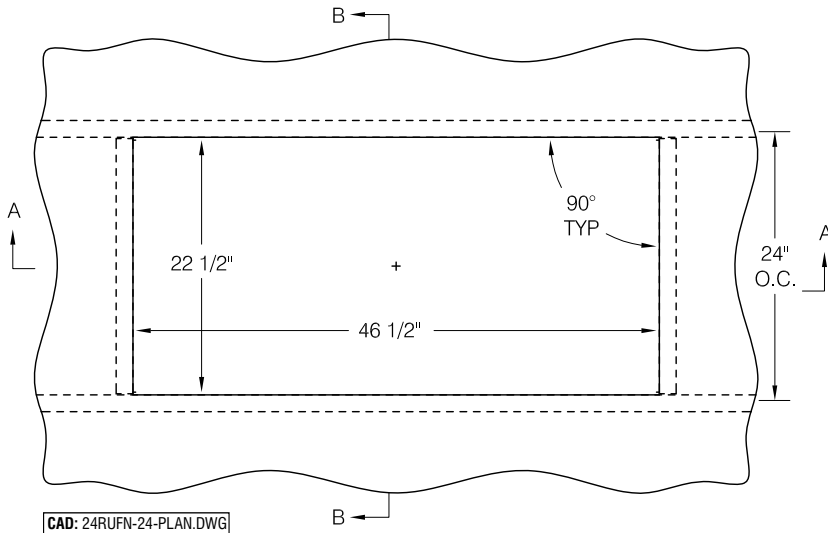


Rough-In Guide for Solid Lumber Joists

Roughing-In Notes:

Tolerance for opening dimensions is +1/4" (6mm), -0" (-0mm). The opening must be square and the side walls perpendicular. Maximum joist height is 18" tall. See specification sheet for maximum floor-to-floor height of specific models. For detailed framing suggestions, see the [Versa Lift Installation Guide](#).

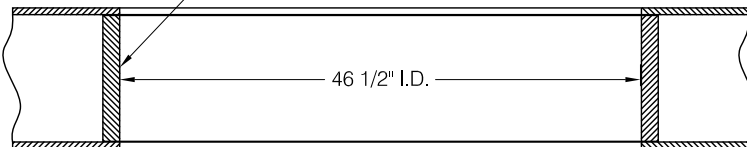
TYPICAL FRAMING FOR 24" O.C. SOLID JOISTS



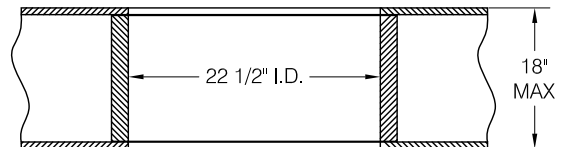
IMPORTANT NOTE:

The required finished opening is 22.5 x 46.5" with smooth sidewalls. Whenever joist hanger brackets are used to frame the opening, they must be covered to prevent interference with the lifting platform operation. 2 x 2" "L" shaped flashing strips (4) are provided by BPG to cover hanger brackets and nail head in the corners of the lift opening.

SIDE WALLS OF OPENING MUST BE SMOOTH & PERPENDICULAR

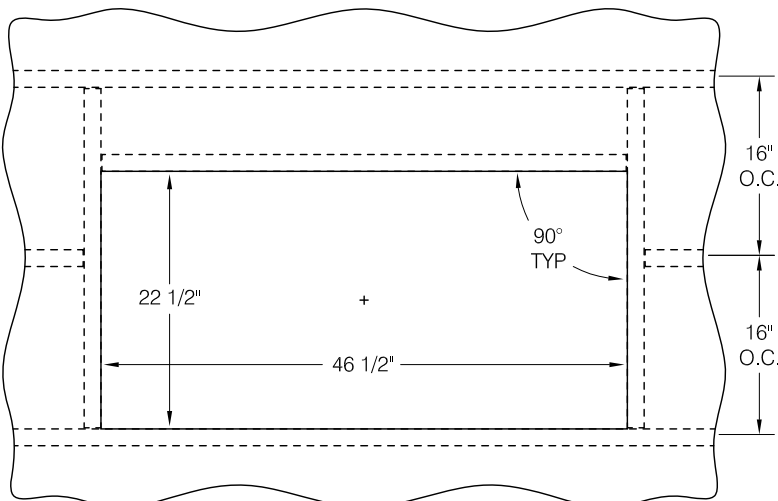


CAD: 24RUFN-FRT-X.DWG



CAD: 24RUFN-SIDE-X.DWG

TYPICAL FRAMING FOR 16" O.C. SOLID JOISTS



IMPORTANT NOTE:

The required finished opening is 22.5 x 46.5" with smooth sidewalls. Whenever joist hanger brackets are used to frame the opening, they must be covered to prevent interference with the lifting platform operation. 2 x 2" "L" shaped flashing strips (4) are provided by BPG to cover hanger brackets and nail head in the corners of the lift opening.

BPG

Byers Products Group

P. O. Box 270366
OK City, OK 73137
Ph: 405-491-8550
Fax: 405-491-0180
www.bpghome.com

Versa LiftTM

Attic Storage Lifting System

Rough-In Guide for Fabricated "I-Joists"

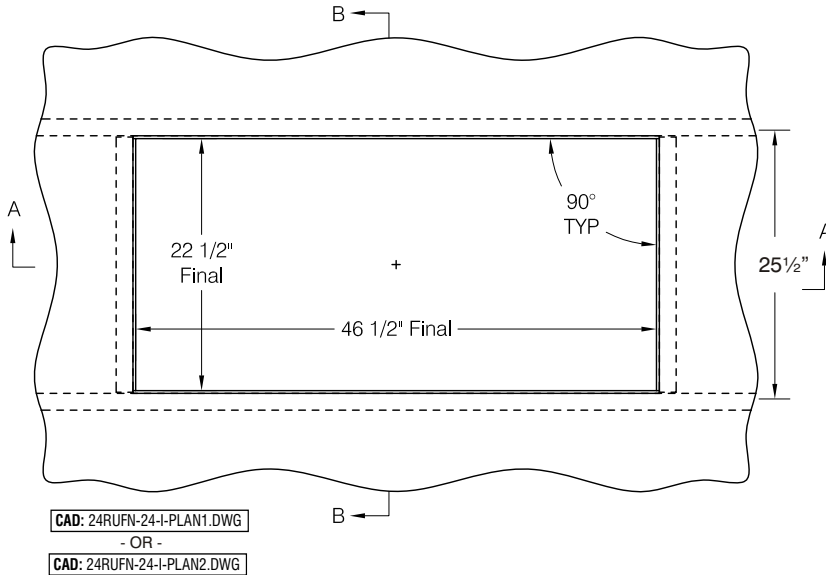
Applicable Product Models:
24, 24H, 24HX, 24W, 24WH, 24WHX

Page 2 of 2

Roughing-In Notes:


For I-Joists, frame the opening 1/2" larger in each dimension, then skin the side walls with 1/4" plywood for a smooth opening. Tolerance for opening dimensions is +1/4" (6mm), -0" (-0mm). The opening must be square and the side walls perpendicular. Maximum joist height is 18" tall. See specification sheet for maximum floor-to-floor height of specific models. For detailed framing suggestions, see the **Versa Lift Installation Guide**.

**TYPICAL FRAMING FOR
24" O.C. Fabricated I-JOISTS**

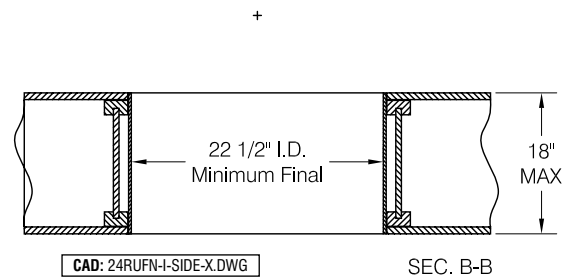


Note: For I-Joists, frame opening 23" x 47", then skin inside with 1/4" plywood to make the final opening size 22-1/2" x 46-1/2" with smooth side walls.

Important: To get the required 23" x 47" opening, one I-Joist must be shifted 1 1/2" off-center - or - you must cut two I-Joists and box in the opening using a stringer.

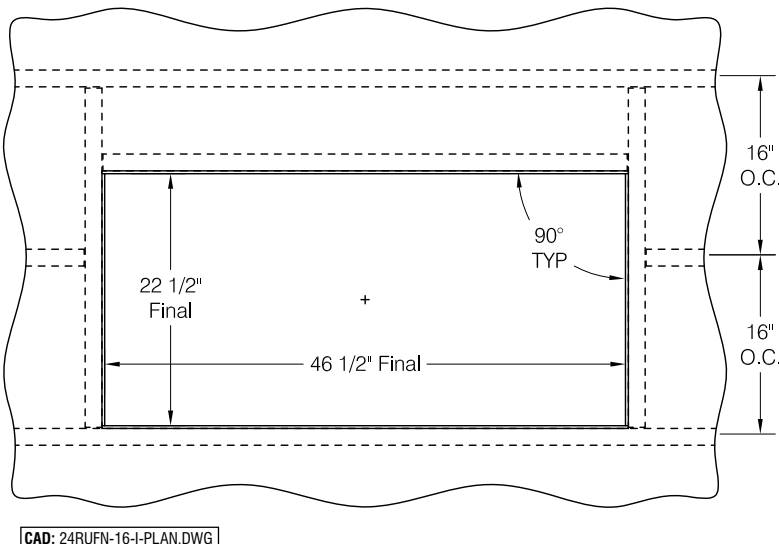


SEC. A-A



SEC. B-B

**TYPICAL FRAMING FOR
16" O.C. Fabricated I-JOISTS**



Note: For I-Joists, frame opening 23" x 47", then skin inside with 1/4" plywood to make the final opening size 22-1/2" x 46-1/2" with smooth side walls.

BPG
Byers Products Group

P. O. Box 270366
OK City, OK 73137
Ph: 405-491-8550
Fax: 405-491-0180
www.bpghome.com